






































Patronen leggen - in de moestuin































1









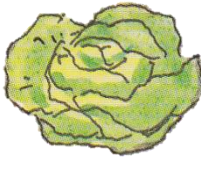

					?	
						?
						?
					?	
					?	

Patronen leggen - in de moestuin

2

					?		
						?	
						?	
							?
						?	

Patronen leggen - in de moestuin

Kaartjes om in de kring samen patronen te leggen voor het werkblad gemaakt wordt. (Paar keer printen)

